

**Active Power Factor Regulator** | APR-L 100kVA - 1600kVA | APR-H 1 - 10MVA



## Concept

New sophisticated technologies require a quality power supply and businesses today cannot afford to have their productivity diminished by even occasional outages. Poor harmonic distortion, including voltage notching, flicker and short-term sagging are no longer acceptable reasons for productivity down time. A poor power factor also results in unnecessary penalty electricity rates that add to the operating costs of business.

Thycon Active Power Factor Regulators (APR) accurately and continuously regulate power factor and minimise harmonic distortion of the power supply to increase your business productivity.

At higher power levels, APRs can also provide substantial energy saving and improved power network availability for existing power distribution infrastructure.

## Applications

APRs are suitable for any power quality application where accurate power factor regulation, harmonic voltage distortion mitigation (including voltage notching, flicker and short term sagging) or maximisation of existing power distribution infrastructure is required.

Beneficial applications of an APR include:

- minimised disturbance notching and flicker caused by heavily switched loads
- minimised electricity supply bill penalty costs
- increased power distribution network availability of up to 30%

### ***Minimised disturbance notching and flicker caused by heavily switched loads***

Rectifiers are notorious for supply harmonic distortion and notching effect caused by their heavy switching of currents.

The waveforms shown on the following page highlight the quality of the mains supplying a 12-pulse rectifier with and without an APR.

### ***Minimised electricity supply bill penalty costs***

Active power factor correction using an APR is effective in minimising penalty power costs contributed by poor power factor of the supply. Correction of supply power factor from 0.7 to 1 can save up to 1c/kVArh.

### ***Increased power distribution network availability***

Increase in power distribution network availability is proportional to the voltage drop experienced by poor power factor on distribution lines over long distances.

If a poor power factor of 0.7 causes a voltage drop of 20% over a 200 km of distribution line, an APR can be used to improve distribution capability of the power network by 20%.

This can effectively:

- forestall the need to upgrade existing distribution power networks across the country
- reduce capital expenditure on new distribution power networks by allowing for the margin of growth as a result of using an APR

## APR features and benefits

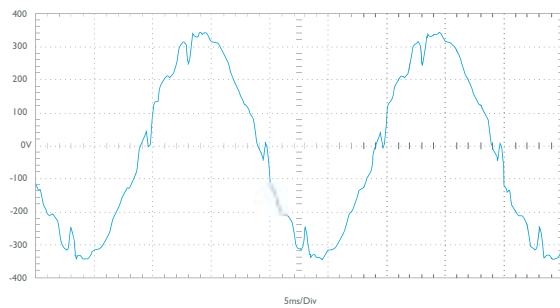
- Thycon's Static Flywheel Technology
- continuous, accurate power factor regulation
- minimised harmonic distortion, notching, flicker and short term sagging
- microprocessor-based diagnostics and controls
- energy saving
- soft-start control
- robust technology
- eliminates contactor welding issues
- no moving parts
- fuseless design
- high efficiency
- high reliability
- long life
- cost effective
- low maintenance cost
- compact, modular construction
- indoor or outdoor enclosures
- Australian made



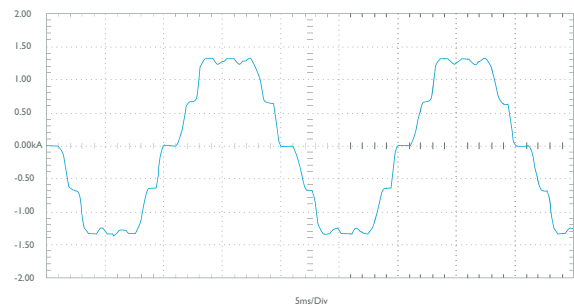
**APR on a heavily switched load**

Mains supply voltage and current without an APR, THVD: 8%, THID: 11%

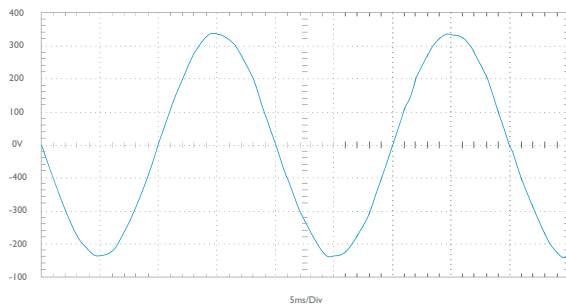
Voltage



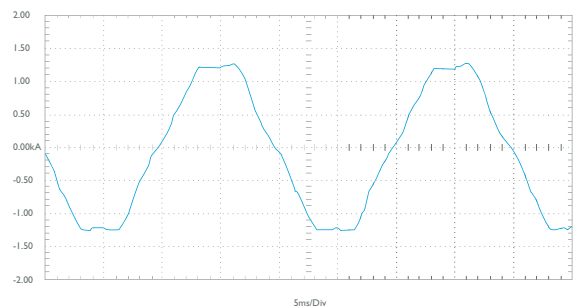
Current



Mains supply voltage and current with an APR, THVD: 1%, THID: 6%



Voltage



Current



Wind farm generators

**Principle of operation**

Thycon APRs use a combination of thyristor current source inverter technology with fixed capacitor banks to provide a fully-controllable static VAR source.

Insertion of the capacitor bank gives leading reactive compensation while insertion of the variable inductor gives lagging reactive compensation. The capacitor and inductor are varied to regulate the power factor at a user-defined point.

The variable inductor is achieved by regulating inductive current through a thyristor converter. This mature, low-cost technology offers the best basis for rugged and extremely reliable power electronic conversion. The 12-pulse converter inherently reduces harmonic distortion to less than 1% without the use of additional filters.

The APR has no moving parts and with the use of Thycon's Static Flywheel Technology has a high degree of stored energy to provide ride through capacity for short sags. By utilising SCR conversion to correct power factor it avoids the mechanical wear of continual step contactor operation that affects traditional power factor correction units. Its control of large kVAr ratings is hence very effective.

If a supply failure occurs, the APR disconnects from the supply. When the supply returns the APR waits for it to stabilise and then restarts. If a generator is connected then the APR can be held off-line if required.

*This mature, low cost technology offers ... rugged and extremely reliable power electronic conversion.*

**Installation and testing**


An APR offers modular design for quick and easy site installation. All that is required is the installation of power cables and control/monitoring cabling. The APR is tested comprehensively prior to delivery and needs minimal site commissioning.

An APR can also be provided as a complete containerised assembly that can be placed in the harshest Australian conditions and easily relocated to other sites as required.

**Reliability and maintenance requirements**

Thycon has been supplying active power factor regulators for 40 years and has demonstrated their high reliability and low maintenance demands in critical applications for defence, telecommunications, computer centres and manufacturing.

Transformers and power electronic converters can be forced or naturally cooled, which contributes to high reliability and low ongoing maintenance. The power components (capacitors, transformers, switchgear and instrument transformers) are all standard commercial products of proven reliability and long life expectancy.



2.5MVA power transformer installation

Thycon APR maintenance requirements are dependent on environmental and application conditions. We accommodate customer requirements from basic to full warranty maintenance. Each maintenance plan ensures the equipment operates in top condition with maximum availability of engineers and parts at minimum cost to the customer. Qualified engineers perform the maintenance with the full back up and resources of Thycon.

### Training and support

Training and support can be provided to on-site personnel to ensure that they are fully versed in the operation, maintenance and fault rectification of a Thycon APR.

### Control and monitoring

Smart digital signal processing provides control and power factor regulation of an APR. The control is automatic, continuous and linear about the set-point selected by the user ensuring an inherently fast transient response. A soft-start mechanism at turn-on and smooth regulation throughout the operating range eliminates the typical switching effects of traditional power factor regulation methods.

APRs can be controlled and monitored from the unit itself and remotely via serial, TCP/IP, SCADA or DNP3. The system is totally automatic and does not require manual restarting for fault-initiated supply disturbances.

### Control and status

An APR provides a simple control and status interface.

*Start* and *Stop* push-buttons allow you to operate the equipment and to go on-line. *Power Available* and *Power On* LEDs indicate that the mains power is available and that the APR is on-line. A *Cancel* button is used as an audible silence alarm acknowledge.

### Monitoring


The APR system monitor is a smart LCD panel featuring a simple and effective user interface that incorporates advanced diagnostic facilities enabling immediate access to:

- power monitoring - voltage / current / kW / kVA / power factor / harmonic distortion
- operating status and alarms
- event history
- password protected user defined settings
- service control and test options

The system monitor stores the last 200 system events in a non-volatile information buffer for fast, efficient fault diagnosis and status indication even after a re-start or a complete power outage.

### Low-level interface

Operating status of the equipment to a remote monitoring system can be performed in the form of 8 standard voltage-free contacts.



*3 phase 12 pulse 800kVA thyristor converter*

*Additional features include the ability to notify your network server of alarm conditions and send emails to designated recipients.*

**High-level interface**

Real-time performance monitoring of the APR is performed via serial, TCP/IP, SCADA or DNP3 connection. A basic hardcopy of operating events and data can be obtained by connecting a printer. An optional high-level interface via Modbus, SNMP or web html can be provided to those requiring additional display features for immediate performance monitoring and analysis. An additional feature is the ability to notify your network server of alarm conditions and send emails to designated recipients.

APR data such as real-time waveforms, alarms and system events can be stored in solid state, non-volatile memory holding up to 500 MBs of information. Connecting the APR to a PC using any of the available ports allows you to maintain a full history of the equipment over its lifetime.

**Options**

**Remote monitoring**

Modem connection enables the APR to dial and notify Thycon or a remote user automatically

whenever an alarm condition arises. Thycon's Service Centre automatically logs data, performs analysis and diagnostics and then alerts our 24-hour service staff if further intervention is required. All APR utilisation and incidents found or reported are logged and a full report is provided for each occurrence. The report highlights remedial actions, cautions and follow up recommendations. Alternatively, the remote user can interrogate the APR at will.

**Thycon power system monitor**

The APR monitor offers the user a web-based interactive diagnostic tool and database management system for continuous real-time monitoring of APR system utilisations, alarms, events and variables. The database management logs data to your PC's hard disk for future analysis and display.

**Expansion**

Future expansion and redundancy can be achieved by parallel connection of the APR modules. Each module can be isolated manually or automatically from the load bus without affecting availability of supply.

**Container modules**

An APR can be provided as a complete containerised assembly that can be placed in the harshest Australian conditions and easily relocated to other sites. Each module is self-contained enabling use in applications varying from city building rooftops to coastal oil rigs to outback mining stations.

## Thycon APR advantages

### Design advantages

Simple, reliable design	Uncomplicated design facilitates high strength, durability and reliability. The power circuit uses simple, robust static switches to form a sine wave by line commutation control technology. This design contributes to significantly higher lifetime, reliability, MTBF and lower MTTR than traditional methods.
Robust technology	Robust construction achieves reliable performance and long equipment life, as proven by 40 years of Thycon installations.
Static switch design with no moving parts	This design eliminates the switching stresses, losses, interference, mechanical wear and tear and contactor welding suffered by traditional methods.
Component rating	Commercially available standard mains frequency thyristors are used as single devices up to 2.4kA. No series or parallel matching of components is required to achieve high power applications.
Thyristor technology	Use of thyristors (SCRs) eliminates the need for special high-speed semiconductor fuses and “crowbar” arrangements and results in a simpler design with increased reliability. Thyristors have the highest power and fault tolerance of all semiconductor devices and can withstand faults of up to 10 times the current for 1000 times the period of transistor and IGBT switching technologies.
Fuseless design	No power fuses are required. Power components are liberally over-rated so that simple and reliable methods of circuit breaker protection can be used. This greatly reduces down time and eliminates the need for stock control of spare fuses.
Surge protection	Built in surge protection increases the attenuation of over-voltages caused by distribution faults and lightning.
Modular construction	Construction from standardised components and modules, results in a high mean time between failures (MTBF) and a low mean time to repair (MTTR).
Environment	No special ventilation or air conditioning is required. The equipment is at home in computer rooms or in harsher environments without de-rating. Thycon equipment can be containerised and installed in the extremes of Australian environments.

### Performance advantages

Soft-start control and active regulation	Smooth transfer on-line and accurate regulation through the operating range ensures seamless operation of the APR. Eliminates the typical crude and inaccurate step switching associated with traditional methods.
Static transfer	Transfer to and from the load is fully automatic requiring no user checks or adjustments before it is initiated, thus removing the possibility of human error.
Thycon’s Static Flywheel Technology	The APR uses Thycon’s proprietary Static Flywheel Technology to provide fast continuous regulation of power factor and harmonic distortion. This technology also allows the APR to store substantial reserve power for transient conditions and high crest factor loads.
Transient response	A fast dynamic response enables correction of transient step load changes within one power cycle period.
Efficiency	System operates up to 99% efficiency resulting in low running costs and heat dissipation.
Parallel operation	Easy paralleling with similar systems during any stage of the APR lifetime means increased flexibility and permits future growth as required.

**Technical data 100KVAR - 300KVAR**

	<i>APR-L100</i>	<i>APR-L200</i>	<i>APR-L300</i>
Reactive power rating	100kVAR at 415V 50Hz	200kVAR at 415V 50Hz	300kVAR at 415V 50Hz
Rated voltage	415VAC	415VAC	415VAC
Voltage operating range	415VAC $\pm$ 20%	415VAC $\pm$ 20%	415VAC $\pm$ 20%
Supply unbalance withstand	2% continuous	2% continuous	2% continuous
Temporary power frequency overvoltage	1.8pu for 3s	1.8pu for 3s	1.8pu for 3s
Frequency - operating range	50Hz $\pm$ 5Hz	50Hz $\pm$ 5Hz	50Hz $\pm$ 5Hz
Source impedance - operating range	Not critical	Not critical	Not critical
Current RMS	139A	277A	416A
Overload current 150%	30s	30s	30s
Overload current 120%	10 min.	10 min.	10 min.
THVD*	<1%	<1%	<1%
Reactive compensation	100kVAR leading to 100kVAR lagging	200kVAR leading to 200kVAR lagging	300kVAR leading to 300kVAR lagging
Regulation time constant	Subcycle	Subcycle	Subcycle
Insertion loss	2.5kW	5kW	7.5kW
Audible noise level	<65dB(A)	<65dB(A)	<65dB(A)
Permissible ambient temp	0 to 45°C	0 to 45°C	0 to 45°C
Protection type	IP20	IP20	IP20
<b>Dimensions</b>			
w x d x h (mm)	600 x 800 x 1200	600 x 1000 x 1800	600 x 1000 x 1800

Specifications are subject to change without notice  
\*Subject to application



**Technical data 400KVAR - 1600KVAR**

	<i>APR-L400</i>	<i>APR-L600</i>	<i>APR-L800</i>
Reactive power rating	400kVAR at 415V 50Hz	600kVAR at 415V 50Hz	800kVAR at 415V 50Hz
Rated voltage	415VAC	415VAC	415VAC
Voltage operating range	415VAC ± 20%	415VAC ± 20%	415VAC ± 20%
Supply unbalance withstand	2% continuous	2% continuous	2% continuous
Temporary power frequency overvoltage	1.8pu for 3s	1.8pu for 3s	1.8pu for 3s
Frequency - operating range	50Hz ± 5Hz	50Hz ± 5Hz	50Hz ± 5Hz
Source impedance - operating range	Not critical	Not critical	Not critical
Current RMS	556A	833A	1111A
Overload current 150%	30s	30s	30s
Overload current 120%	10 min.	10 min.	10 min.
THVD*	<1%	<1%	<1%
Reactive compensation	400kVAR leading to 400kVAR lagging	600kVAR leading to 600kVAR lagging	800kVAR leading to 800kVAR lagging
Regulation time constant	Subcycle	Subcycle	Subcycle
Insertion loss	10kW	15kW	20kW
Audible noise level	<65dB(A)	<65dB(A)	<65dB(A)
Permissible ambient temp	0 to 45°C	0 to 45°C	0 to 45°C
Protection type	IP20	IP20	IP20
<b>Dimensions</b>			
w x d x h (mm)	600 x 1000 x 1800	1200 x 1000 x 1800	1200 x 1000 x 1800

Specifications are subject to change without notice  
\*Subject to application

**Technical data 5MVAr - 10MVAr**

	<i>APR-H05M</i>	<i>APR-H07M</i>	<i>APR-H10M</i>
Reactive power rating	5MVAr at 22kV, 50Hz	7MVAr at 22kV, 50Hz	10MVAr at 22kV, 50Hz
Rated voltage	22kV	22kV	22kV
Maximum continuous voltage	26.4kV	26.4kV	26.4kV
Voltage operating range	22kV $\pm$ 20%	22kV $\pm$ 20%	22kV $\pm$ 20%
Supply unbalance withstand	2% continuous	2% continuous	2% continuous
Temporary power frequency overvoltage	1.8pu for 3s	1.8pu for 3s	1.8pu for 3s
Power frequency insulation withstand voltage	50kV for 1 min.	50kV for 1 min.	50kV for 1 min.
Impulse withstand voltage	125kVp, 1/50_s (150kVp optional)	125kVp, 1/50_s (150kVp optional)	125kVp, 1/50_s (150kVp optional)
Frequency - operating range	50Hz $\pm$ 5Hz	50Hz $\pm$ 5Hz	50Hz $\pm$ 5Hz
Source impedance - operating range	Not critical	Not critical	Not critical
Current RMS	131A	183A	262A
Short-time current withstand	10kA for 3s	10kA for 3s	10kA for 3s
Overload current 150%	30s	30s	30s
Overload current 120%	10 min.	10 min.	10 min.
Auxiliary voltage supply	240/415V ac and 24 - 125V dc	240/415V ac and 24 - 125V dc	240/415V ac and 24 - 125V dc
THVD*	<1%	<1%	<1%
Reactive compensation	5MVAr leading to 5MVAr lagging	7MVAr leading to 7MVAr lagging	10MVAr leading to 10MVAr lagging
Regulation time constant	Subcycle	Subcycle	Subcycle
Insertion loss	125kW	175kW	250kW
Audible noise level	<70dB(A)	<70dB(A)	<70dB(A)
Permissible ambient temp	-5 to 45°C	-5 to 45°C	-5 to 45°C
Protection type	IP54	IP54	IP54
<b>Dimensions</b>			
w x d x h (mm)	9000 x 2500 x 2500	10000 x 2500 x 2500	9000 x 5000 x 2500

Specifications are subject to change without notice  
\*Subject to application